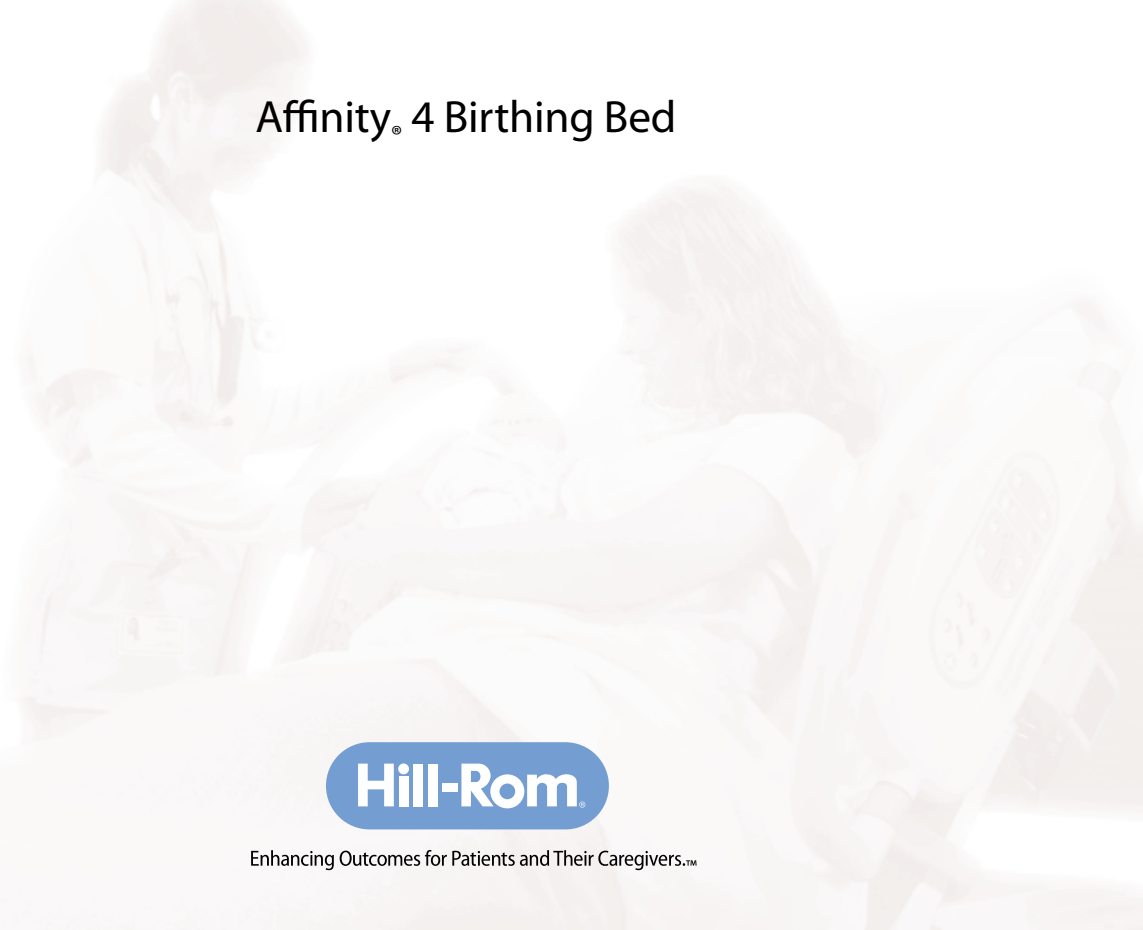


The revolutionary birthing bed
designed for ease and safety.



Affinity® 4 Birthing Bed



Hill-Rom

Enhancing Outcomes for Patients and Their Caregivers.™

The only birthing bed you'll need. The Affinity. 4 Birthing Bed.

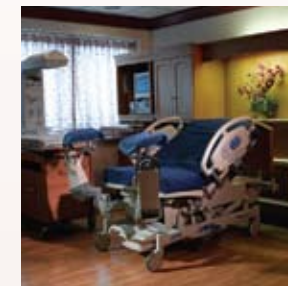


Our birthing bed is the perfect combination of safety and ease-of-use.

In labor and delivery, every second counts. You must be able to respond quickly and easily, especially in an emergency. The Affinity. 4 birthing bed delivers on the promise of a safe, sleek birthing bed that functions in the busiest environment with ease.

No more hassle with a removable foot section – How do you remove it? How does it go back on? With Affinity 4 Stow and Go™ feature, the integrated foot section simply slides under the bed for birth and back into place afterward. Or, if you choose our ergonomically designed lift-off version, simply place the foot section on the built-in stand.

With the Affinity 4 birthing bed, we have made dozens of quality improvements, large and small, from dual-locking casters to stronger calf supports.



At a glance

Ease of use

- No-lift, Stow and Go™ foot section
- Battery back-up
- Zero transfer gap
- Easy to use gas-assist Trend mechanism
- OneStep® siderail release

Safety for patients and caregivers

- Foot section easily slides back into place
- Stronger EasyGlide® calf supports
- Four dual-locking casters to keep the bed securely in place
- Hill-Rom Tempur-Pedic mattress for comfort and pressure redistribution
- nano Ag+™ silver technology option for surfaces
- Comfortline® mattress with pressure reducing foam
- Automatic pelvic tilt to reduce patient migration
- Clean perimeter around the bed with no protruding pieces
- Optional ergonomically designed lift-off section

Other beds



No more searching for a power source.
Battery backup allows the bed features to be used even when you're away from an outlet.

Affinity. 4 bed

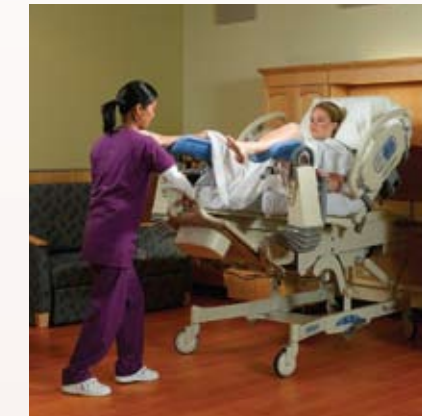


The Affinity. 4 bed is designed to make every movement fast and easy.

Less time, less hassle.

In labor and delivery, staff time is at a premium. No one can spare even a few minutes to search for equipment, look for an outlet, or use complicated controls. The Affinity. 4 bed is designed to reduce the hassles you face every day.

- The Stow and Go™ foot section slides and stores under the bed—no lifting required. The foot section easily slides back into place without false latching or interference with linens.
- With battery back-up, you can use all the bed's features, including changing height and position, when you're away from an outlet, reducing the time from “decision to incision” in critical situations.
- The gas-assist Trend mechanism allows head elevation to immediately lower to 8 degrees.
- OneStep. siderail release provides zero transfer gap for safer and easier patient transfers.
- The bed's streamlined design, with all the equipment stored completely within the perimeter (instead of protruding out), protects you as you move quickly around your patient.



The Affinity[®] 4 bed brings dozens of safety features to the bedside.



Patient-friendly grips and siderails make it easier for patients to get up and moving.



Automatic pelvic tilt to 15 degrees helps keep the patient in place during labor and improves positioning during birth.



An optional lift-off foot section is available. Lightweight and easy to handle, the foot section stores on a built-in stand.

Safety and convenience.

We have designed every detail of the Affinity 4 birthing bed to help make the birthing experience safer for you and your patient.

- The foot section locks firmly and easily in position.
- EasyGlide[®] calf supports swing into the correct position and lock with a single lever, staying firmly in place.
- Trend mechanism, with improved springs and seals, makes lowering and lifting an easy, one-person job.
- Inflatable air pillows in back and seat decrease the need to reposition the patient for delivery.
- Four dual-lock casters keep the bed in place.
- Mattress options for pressure redistribution and superior comfort, especially on the vulnerable seat area – Hill-Rom[®] Tempur-Pedic[®] mattress and Comfortline[®] foam mattress.
- Automatic pelvic tilt and optional v-cut mattress provide better access to patient for birth.



OneStep[®] calf supports are larger, with a strong release lever that can be actuated from any angle with one hand.

For over 75 years, Hill-Rom has served the care environment. In a recent study*, nine out of ten facilities report having a Hill-Rom birthing bed. That kind of experience makes a difference.

Technical Specifications

Product Identification

Product Number	Description
P3700.....	Affinity® 4 Birthing Bed

Bed Length

Feature	Dimension
Full.....	90" (229 cm)

Bed Width

Feature	Dimension
Siderails up.....	39" (99 cm)
Siderails down	36" (91 cm)

Bed Height

Feature	Dimension
Low (with mattress)	23" (58 cm)
High (with mattress)	39" (99 cm)
Maximum height of seat section in Trend-like position	40" (102 cm)

Mattress

Feature	Dimension
Length.....	78" (198 cm)
Width	35" (89 cm)
Thickness (head section)	5" (12.7 cm)
Thickness (foot section).....	3.5" (8.9 cm)

Critical Angles

Condition	Range
Maximum head elevation	63°
Maximum seat elevation	15°
Maximum Trend-like positioning.....	8°

Maximum Lift Capacity

Feature	Dimension
Bed	500 lbs. (227 kg)
Foot section.....	400 lbs. (181 kg)
Caster Size	6" (15 cm)/8" (20 cm)
Bed Weight.....	480 lbs. (218 kg)

Standard Features

- Battery Back-up
- Automatic Night Light
- Automatic Seat Tilt
- 4 Tente® Locking Casters
- Fluid Basin
- Instant CPR Release
- Instant Labor Grips
- OneStep® Siderail Release
- Foot Section Removal
- Standard 6" (15 cm) Caster
- Lift-off or Stow and Go™ Foot Section
- V-cut or Straight Edge Surface
- Blow-Molded Headboard
- Central Brake and Steer
- Lockout Control and Indicator
- IV Pole
- Trend-like Positioning
- Foot Supports

Accessories

- Anesthesia Screen
- Arm Board
- Calf Supports – Attached
- Calf Supports – Telescoping
- Disposable Drapes
- Foley Hook Kit
- Full Leg Supports – Attached
- Full Leg Supports – Telescoping
- IV Poles
- ISS System
- Labor Bar
- O2 Tank Holder
- Pendant Control
- Permanent IV Pole
- Sheets
- Slip Cover – Foot Section
- Slip Cover – Head Section
- Tempur-Pedic® Comfort Pad

Options

- Air Support System
- Voltage – 120A or 230A
- Comfortline® Foam \Mattress
- nano Ag+™ silver technology option for surfaces
- Variety of Wood Headboards
- Sidecom® Communication Controls
- Hill-Rom Tempur-Pedic® Mattress

*Hill-Rom Market Research – on file.

Hill-Rom reserves the right to make changes without notice in design, specifications and models. The only warranty Hill-Rom makes is the express written warranty extended on the sale or rental of its products.

© 2008 Hill-Rom Services, Inc ALL RIGHTS RESERVED.

145508 rev 3 5/13/08



Enhancing Outcomes for Patients and Their Caregivers.™

USA 800-445-3730
Canada 800-267-2337
www.hill-rom.com