

Item Description  
**Furniture, Bookcase**

Equipment Number  
**FO-104**

Manufacturer ----- <b>Turnstone</b> ----- -----	Model Number ----- <b>Currency</b> ----- -----
---	--

- Further Description:
- Shelves 18" wide
  - Open or closed backs
  - Half- or full-height doors
  - Adjustable shelves
  - Optional cable routing
  - Shelves are easily adjustable in 1/4" increments
  - Utilize space more efficiently by alternating locations of back panels, allowing both sides of the wall to be functional
  - Ordering a different laminate for the doors lets you create a more custom solution



- Specifications:
- 1 section: 72"h x 25"w x 18"d
  - 2 section: 72"h x 49"w x 18"d
  - 3 section: 72"h x 70"w x 18"d
  - 4 section: 72"h x 92"w x 18"d
  - 5 section: 72"h x 119"w x 18"d

Supporting Documents:  
Product: [Literature](#)

Item Description  
Furniture, Cabinet, File

Equipment Number  
FO-105

Manufacturer ----- SteelCase ----- -----	Model Number ----- Universal ----- -----
--	--

**Description:**

- Heights: 28", 40", 52", 65 1/2"
- Widths: 30", 36" 42"
- Depths: 18-7/8", 24"
- 5H standard with fixed shelf and receding door in top opening; 13.5"H opening supports binder storage
- 1"H steel top
- Finished back
- Lock
- Drawer fronts are removable

Options

- Three front styles: flush, steel, proud steel and proud wood
- Six pull styles: integral (flush only), contemporary, jazz, bar, handle and c:scape (proud only)
- Tops: security, no top, laminate or wood
- Individual drawer locks



This information is provided for planning purposes only and is not to be relied upon. Final installation specifications are dependent upon selected supplier's shop drawings.



Item Description: Furniture, Workstation, Biomed	Equipment Number FO-110
---	----------------------------

Manufacturer ----- Lista ----- Global Industrial -----	Model Number ----- Technical Electronic Workstation ----- Electronic Tech Bench -----
---	--

**Further Description:**

- Workstation with built-in electrical power supply, ESD grounding accessories, with many options including different setup layouts to meet the operational needs



**Specifications:**

**Dimensions:**  
W x D x H: 2440 x 920 x Variable mm

**Electrical Requirements:**  
120 V Ac, 50/60 Hz 20A

**Data Requirements:**  
Multiple data outlets

**Plumbing Requirements:**  
Medical gas and oxygen might be required next to the workstation

**Design and Installation Notes:**

This information is provided for planning purposes only and is not to be relied upon. Final installation specifications are dependent upon selected supplier's shop drawings.



Item Description: Furniture, Workstation, Biomed	Equipment Number FO-110
---	----------------------------

Manufacturer ----- Lista ----- Global Industrial -----	Model Number ----- Technical Electronic Workstation ----- Electronic Tech Bench -----
---	--

**Further Description:**

- Workstation with built-in electrical power supply, ESD grounding accessories, with many options including different setup layouts to meet the operational needs



**Specifications:**

**Dimensions:**  
W x D x H: 2440 x 920 x Variable mm

**Electrical Requirements:**  
120 V Ac, 50/60 Hz 20A

**Data Requirements:**  
Multiple data outlets

**Plumbing Requirements:**  
Medical gas and oxygen might be required next to the workstation

**Design and Installation Notes:**

This information is provided for planning purposes only and is not to be relied upon. Final installation specifications are dependent upon selected supplier's shop drawings.



# Equipment Datasheet

Item Description  
**Workbench, Pharmacy**

Equipment Number  
**FO-114**

Manufacturer  
-----  
**SteelCase**  
-----  
**Herman Miller**  
-----

Model Number  
-----  
**Laboratory Bench**  
-----  
**Laboratory Bench**  
-----

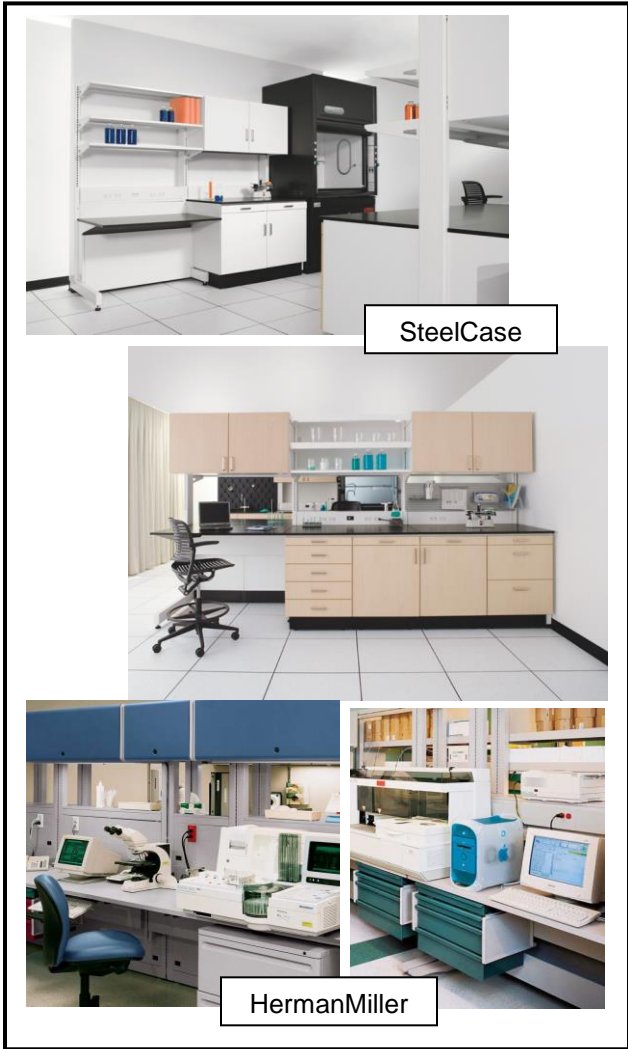
Further Description:

SteelCase

- Frames - Link horizontally to create a visual division of the space, support other components, and accommodate electrical and cable routing.
- Worksurfaces - Provide the primary work area, including worksurfaces, backsplashes, and sidesplashes.
- Storage Components - Can attach overhead to the frame, or storage can be freestanding beneath worksurfaces. Includes overhead and base storage, sink cabinets, and shelves.
- Modular Power and Communication Elements - Includes power blocks, receptacles and harnesses.
- Worksurfaces can be adjusted to 30" or 36" in height and can be supported by either cantilevers, lower storage or a combination of both.
- Shelves and overhead cabinets are completely adjustable in 1" increments.
- Entire modules can be added or taken out at any time to support changes.
- Utilities (data, electrical, gas, water, etc.) are routed through vertical and horizontal chases and are fully accessible from a variety of locations in the floor, ceiling or wall.
- Designed to accommodate other lab components such as fume hoods, sinks, and drying racks.
- An integrated approach to designing space

HermanMiller

- Modular lab system embodies the flexibility changing times demand.
- A limited number of interchangeable parts in standard sizes combine and recombine for straightforward initial planning and easy rearranging in the future.
- Work surfaces are independent of under-counter storage so accommodating work areas and providing storage remain independent decisions.
- Storage units integrate into the materials and logistics management (MLM) processes of the facility.
- Components clean easily, both individually and as configured work environments.
- These design features allow you to Change quickly and cost-effectively—anywhere from exterior walls to the center of the lab Use and reuse components in different locations and applications.
- Integrate new technology and equipment with little effort Make small, incremental changes or major moves with minimal downtime



**SteelCase**

**HermanMiller**

Installation Considerations:

- Essential power outlets, data, 220 VAC, RO Supply and Drain upon request

This information is provided for planning purposes only and is not to be relied upon. Final installation specifications are dependent upon selected supplier's shop drawings.



# Equipment Datasheet

Item Description:  
Furniture, Sofa

Equipment Number:  
FS-105

Potential Manufacturer ----- Nurture ----- Swmed Source	Model Number ----- Mitra ----- La Z boy
---	---

**Further Description:**

- Sturdy sofa for use in patient care areas that comes in variable options for colors and sizes to meet the operational needs



**Specifications:**

**Dimensions:**

Three seats: W x D x H: 1900 x 760 x 820 mm

**Design and Installation Notes:**

This information is provided for planning purposes only and is not to be relied upon. Final installation specifications are dependent upon selected supplier's shop drawings.



Item Description:  
Furniture, Chair, Lounge

Equipment Number:  
FS-107

Potential Manufacturer ----- Nurture ----- Hill-Rom -----	Model Number ----- Mitra ----- Aero -----
--	--

**Further Description:**

- An easy to clean lounge chair that is compatible to be used in patient care environment which comes in regular, high back, and bariatric options



**Specifications:**

**Dimensions:**

*Single Seat:* W x D x H: 610 x 720 x 840 mm  
*Double Seat:* W x D x H: 1150 x 720 x 840 mm  
*Triple Seat:* W x D x H: 1680 x 720 x 840 mm

Potential for power requirement if chair has device charging capability

**Design and Installation Notes:**

This information is provided for planning purposes only and is not to be relied upon. Final installation specifications are dependent upon selected supplier's shop drawings.



Item Description  
Furniture, Chair, Recliner

Equipment Number  
FS-108

Manufacturer ----- Nurture ----- -----	Model Number ----- Mitra ----- -----
--	--

Further Description:

- Wood frame
- Structural inner steel frame
- Active webbed seat suspension
- Clean out space between seat and back
- Wood or plastisol arm
- Field replaceable covers and components

OPTIONS

- Bariatric
- High Back Patient
- Freestanding tables
- Contrasting textiles
- Moisture barrier



Specifications:

- overall depth: 35" (Fully reclined :69")
- overall width: 33 1/2"
- overall height: 45 1/2"
- seat width: 23 1/2"
- seat height: 18"
- arm height: 26"

Supporting Documents:

[Specifications](#)

This information is provided for planning purposes only and is not to be relied upon. Final installation specifications are dependent upon selected supplier's shop drawings.





Item Description: <b>Recliner, Bariatric, Medical</b>	Equipment Number: <b>FS-108.1</b>
--	--------------------------------------

Potential Manufacturer ----- <b>Hill Rom</b> ----- <b>Stryker</b> -----	Model Number ----- ----- -----
--	---

**Further Description:**

- Recliner medical grade chair with bariatric weight capacity (up to 660 lb.) with optional removable arm on left, tray table on left, or accessory bracket on left, right or both sides



**Specifications:**

**Dimensions and weight:**

W x D x H: 970 x (980-1780) x 1160 mm

Weight: 100 kg

**Electrical Requirements:**

120 V AC, 60 Hz

**Design and Installation Notes:**

This information is provided for planning purposes only and is not to be relied upon. Final installation specifications are dependent upon selected supplier's shop drawings.



## Equipment Datasheet

Item Description  
Furniture, Chair, Sleeper

Equipment Number  
FS-112

Manufacturer ----- Nurture -----	Model Number ----- Mitra -----
---	---

Further Description:

- Wood frame
- Structural inner steel frame
- Active webbed seat suspension
- Clean out space between seat and back
- Wood or plastisol arm caps
- Field replaceable covers and components

OPTIONS

- Bariatric
- High Back Patient
- Freestanding tables
- Contrasting textiles
- Moisture barrier



Specifications:

- overall depth: 38" (Extended: 85")
- overall width: 32 1/4"
- Overall height: 36"
- seat width: 26 1/4"
- seat height: 17 3/4"
- arm height: 25 3/4"

Installation considerations:

- Consider enough space at the front to pull out

Supporting Document:

[Specifications](#)

This information is provided for planning purposes only and is not to be relied upon. Final installation specifications are dependent upon selected supplier's shop drawings.

Item Description  
Furniture, Chair, waiting

Equipment Number  
FS-114

Potential Manufacturer

Nurture

Potential Model Number

Mitra

### Further Description

- Energetic curves with a slim design
- Wood frame with steam bent, Wallsaver design
- Structural inner steel frame
- Active webbed seat suspension
- Clean out space between seat and back
- Wood or plastisol arm caps featuring pommel design
- Field replaceable covers and components
- bariatric patient consideration
- Not Fabric

### Options

- Bariatric
- High Back Patient
- Freestanding tables
- Contrasting textiles
- Moisture barrier



This information is provided for planning purposes only and is not to be relied upon. Final installation specifications are dependent upon selected supplier's shop drawings.



Item Description  
Furniture, Chair, Boardroom

Equipment Number  
FS-122

Manufacturer ----- Herman Miller ----- -----	Model Number ----- Setu ----- -----
--	---

**Further Description:**

This multipurpose chair has a one-piece Lyris 2™ suspension or suspended upholstery between outer composite polymer frames. The Kinematic Spine™ technology is integrated into the chair's back frames to allow for varying recline positions and continuous support. The H-Alloy™ base material is a durable and anti-corrosive aluminum, eliminating the need for polishing or protective coatings. The chair has a standard-height or high-height pneumatic height adjustment.

**Setu Options**

- Available in Standard Height, High Height, and Fixed Height versions
- 5-Star base with casters or 4-Star base with gliders
- No arms or fixed-height ribbon arms

**Specifications:**

- Chair dimensions 25.1/8"W x 15"D x 36-38.75"H
- Seat depth: 15"
- Seat height 15.5-21.5" H (standard height chair)
- Weight Limit 300 lbs



This information is provided for planning purposes only and is not to be relied upon. Final installation specifications are dependent upon selected supplier's shop drawings.

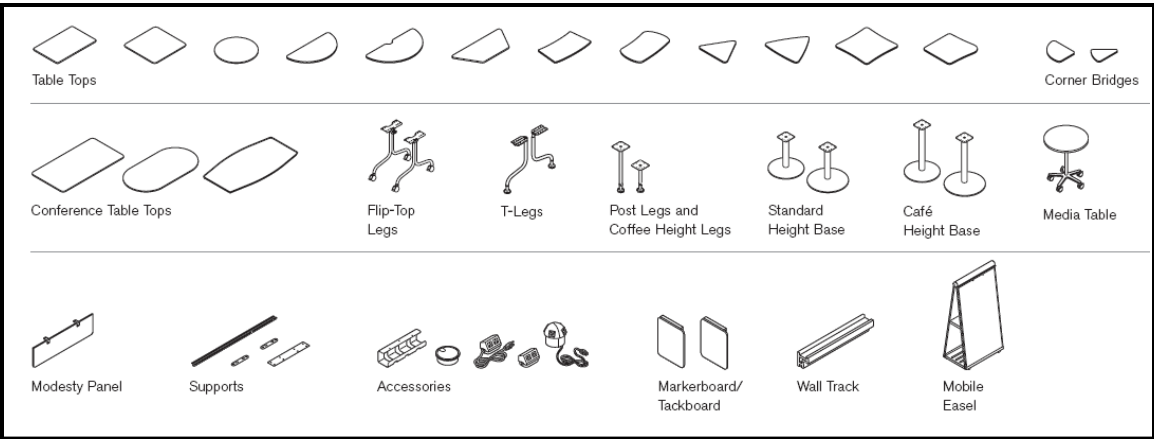
Item Description  
Furniture, Table, conference Foldable

Equipment Number  
FT-103

Manufacturer  
-----  
Steelcase  
-----  
-----

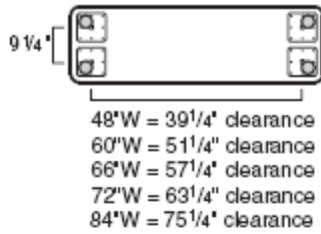
Model Number  
-----  
Groupwork  
-----  
-----

- Further Description:
- Complements Kick systems furniture
  - Mobile or stationary
  - Three different type of legs: post, "T" and coffee-height table legs, all with the option of pin-height adjustability
  - Many different shapes of table tops that are reconfigurable to your needs
  - Groupwork is SCS Indoor Advantage™ certified for indoor air quality

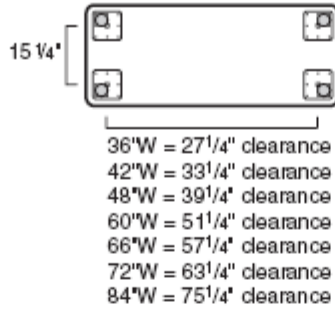


This information is provided for planning purposes only and is not to be relied upon. Final installation specifications are dependent upon selected supplier's shop drawings.

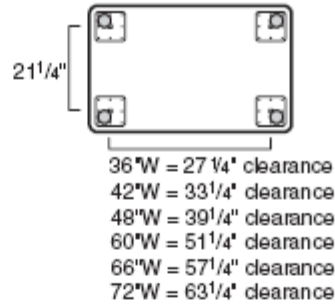
### 18"D Rectangular Tops



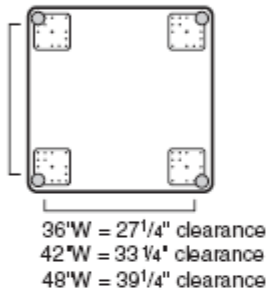
### 24"D Rectangular Tops



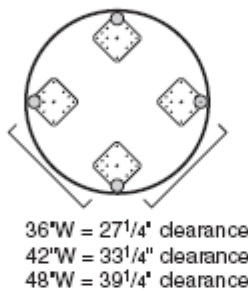
### 30"D Rectangular Tops



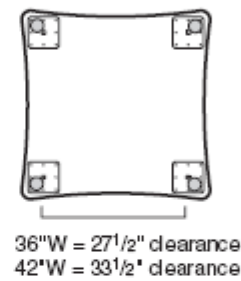
### Square Tops



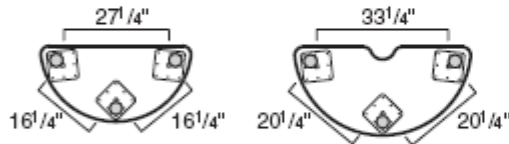
### Round Tops



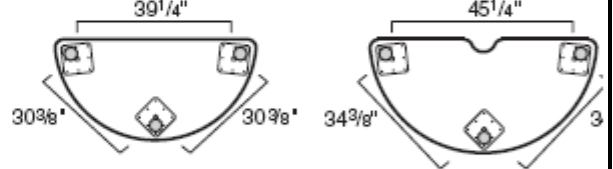
### Square Tops—Concave



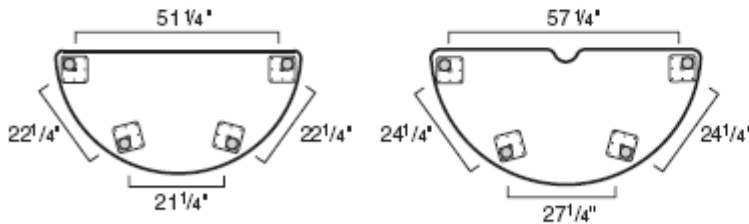
### Half-Round Tops—18" x 36" and 21" x 42"



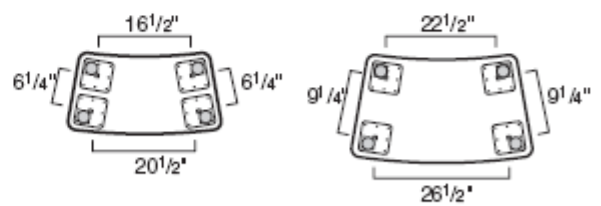
### Half-Round Tops—24" x 48" and 27" x 54"



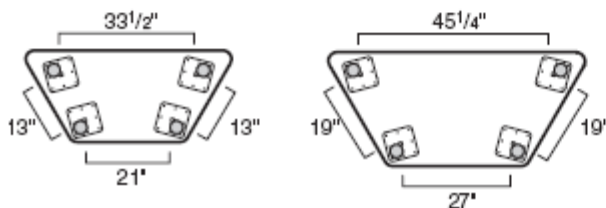
### Half-Round Tops—30" x 60" and 33" x 66"



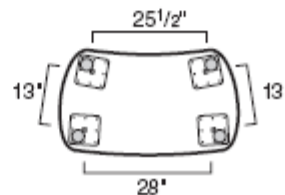
### Personal Tops—18" x 36" and 24" x 42"



### Trapezoid Tops—24" x 48" and 30" x 60"



### Personal Kidney-Shaped Top



This information is provided for planning purposes only and is not to be relied upon. Final installation specifications are dependent upon selected supplier's shop drawings.

Item Description  
**Furniture, Table, Dining**

Equipment Number  
**FT-104**

Manufacturer  
-----  
**Stance**  
-----  
-----

Model Number  
-----  
-----  
-----

**Further Description:**

- height adjustable to accommodate w heelchair.
- Foot pedal engages and disengages concealed caster system for easy transport
- Tw in-w heel rubber casters ensure quiet, easy movement
- Several edge styles available. Poly-resin spill edge shown here

Standard Top Sizes	
Square	36 x 36
Square	42 x 42
Square	48 x 48
Round	36 dia.
Round	42 dia.
Round	48 dia.



**Base finish selection:**

  
Textured Brown

  
Textured Black

  
Smooth Silver

**Available Options:**

- Concealed transport system (AHDT and FHDT only)
- Flip-top nesting feature (AHDT and FHDT only)
- Added weight to discourage movement
- Tamper-resistant fasteners

**Top finish selection:**

  
Hardrock Maple  
(HM)

  
Candlelight  
(CL)

  
Rustic Cherry  
(RC)

  
Summer Flame  
(SF)

  
Mahogany  
(MA)

  
Cherry Blossom  
(CB)

  
Chocolate  
(CH)

This information is provided for planning purposes only and is not to be relied upon. Final installation specifications are dependent upon selected supplier's shop drawings.



Item Description:  
Furniture, Workstation, Assembly

Equipment Number:  
FT-108

Potential Manufacturer ----- Steris ----- -----	Model Number ----- ----- -----
---	---

**Further Description:**

- Heavy duty height adjustment workstation surface with variable optional layouts to meet operational needs



**Specifications:**

**Dimensions:**  
W x D: 1860 x 1080x (up to 2180) mm

**Electrical Requirements:**  
120 V AC, 50/60 Hz, 20 A

**Data Requirements:**  
Multiple outlets

**Design and Installation Notes:**

- Seismic restrain is required

This information is provided for planning purposes only and is not to be relied upon. Final installation specifications are dependent upon selected supplier's shop drawings.





# Equipment Datasheet

Item Description  
**Light, Magnifying Glass**

Equipment Number  
**GE-101**

Potential Manufacturer ----- <b>Newark</b> ----- <b>ULINE</b> -----	Model Number -----  -----  -----
--	---

**Further Description**

- Counter top Magnifying glass with impeded led lamp



**Specifications:**

**Dimensions:**  
W x D x H: 260 x 410 x 1150 mm

**Electrical Requirements:**  
120 V AC, 60 Hz

**Design and Installation Notes:**

This information is provided for planning purposes only and is not to be relied upon. Final installation specifications are dependent upon selected supplier's shop drawings.



# Equipment Datasheet

Item Description  
**Washer-Dryer, Stacked , Commercial**

Equipment Number  
**GE-111**

Manufacturer ----- <b>Heubsh / Speed Queen / Unimac</b> -----	Model Number ----- <b>LTZA7/LTZA9</b> -----
--	--

**Further Description:**

Key Washer Features

- Inner and outer stainless steel tubs
- 2.84 cu. ft. capacity
- Front mount supply dispenser
- Dispenser Detergent Liquid, Bleach, Liquid Softener
- Motor, HP Variable-spd., 3/4 HP
- Color White
- Cycles: Regular; Permanent Press; Delicate; Rinse and Spin; Spin Only
- Water Temperatures: Hot/Cold; Warm/Warm; Warm/Cold; Cold/Cold

Key Dryer Features

- Electrical heating system
- 7.0 cu. ft. capacity
- Secured, upfront lint filter
- Cycles: Auto ;Regular/Delicate ;More Dry; Less Dry; Permanent Press/Knits; Time
- Cylinder Interior Galvanized Steel
- Door Opening 180° Side Swing
- Color White



**Specifications:**

- W X D x H [in (mm)] 26 7/8" (683) x 28" (711) x 75 1/4" (1908)
- Net Weight - lb (kg) Elec.: 350 (159); Shipping Weight - lb (kg) Elec.: 380 (172)

Washer / Dryer (Canadian CSA )

- Water Pressure - Fill 20 – 120 psi (bar) (1.4/8.3)
- Electrical Specs.: prefer 208V / 30Amp heater option 120/60/1 ; 40 amp in standard configuration

**Installation Considerations:**

- Washer: Electrical Requirements: Grounded 3-wire, 120V, 60 Hz AC, 15 amp circuit separately fused. must be a separate branch, polarized
- Dryer: Electrical Requirements: (Elec.) 3 wire system (neutral conductor grounded), 120/240V, 60 Hz AC, 30 amp circuit separately fused. must be a separate branch, polarized,
- Front load unit; required space in front for the door to be opened
- Hot and cold water require
- Drain required
- Risers (or air cushions) may have to be installed
- Exhaust system: 102 mm (4 inch) diameter rigid or flexible metal duct.
- Single electrical connection serves both washer and dryer.
- Drain receptacle must be capable of handling a minimum of 3.2 cm (1-1/4 inch) outside diameter drain hose.
- Standpipe for drain should be installed (60-90 Cm)

**Supporting Documents:**

Product: [Specifications](#)



# Equipment Datasheet

Item Description:  
**Microwave, Commercial**

Equipment Number:  
**GK-100**

Potential Manufacturer  
-----  
**Panasonic**  
-----  
-----

Model Number  
-----  
**NE-1054**  
-----  
-----

**Further Description:**

- Commercially graded microwave with programmable menu items simplifies cooking and ensures consistent results.



**Specifications:**

**Dimensions:**  
W x D x H: 510 x 400 x 300 mm

**Electrical Requirements:**  
120 V AC, 60 Hz, 15 A

**Design and Installation Notes:**

- Electrical outlet to be placed behind the microwave

This information is provided for planning purposes only and is not to be relied upon. Final installation specifications are dependent upon selected supplier's shop drawings.



Item Description  
**Pallet Jack, Manual**

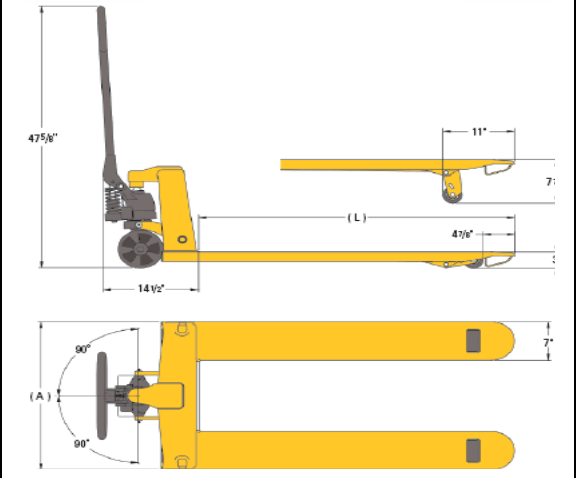
Equipment Number  
**GM-116**

Manufacturer  
-----  
**Lift-Rite**  
-----  
**Global Industrial**

Model Number  
-----  
**Titan Series**  
-----

**Further Description:**

- Hydraulic Pallet Jack to transport pallets as needed by logistics staff
- 



**Specifications:**

**Dimensions and weight:**

W x D x H: 690 x 1590 x 1220 mm  
Weight: 80 kg

**Design and Installation Notes:**

This information is provided for planning purposes only and is not to be relied upon. Final installation specifications are dependent upon selected supplier's shop drawings.