












**APPENDIX 2E-ATTACHMENT 3**





**EQUIPMENT SPECIFICATION**


5/30/2018

Project Agreement - Execution Version



CODE	ITEM NAME	GENERIC IMAGE/NOTES	DESCRIPTION	FEATURES AND CONSTRUCTION
AL	ACCESSIBLE LIFT-COURTROOM		Accessible wheelchair lift for courtroom. Approximate dimensions: Custom/varies. Must comply to barrier free code requirements.	Wheelchair lift to provide access to the judges bench. Lifts to be fully integrated into the architectural design of the courtroom with standard millwork interfacing. Constructed for high durability. Electronically controlled and operated. No hydraulic systems. Vertical travel and weight capacity of lift to meet requirements of installation. Steel component construction. Corrosion resistant finish on all surfaces. Lift to comply to ASME A18.1-2008.
ANP	ANNUNCIATOR PANEL		Standard LED annunciation monitoring systems for programmed zone annunciation. Approximate overall size: Varies with configurable sizes.	Annunciator monitoring system. Durable aluminum cover plate with LED indicator lights. Aluminum cover plate is acceptable for better heat dissipation ability. Annunciator panel to be located at highly visible location with programed zoned areas and locations coordinated with owner. Annunciator panels to be recessed into wall, and easy to read. Annunciator to be customizable with flexible options to suit owners needs and building code requirements. LED indicator modules to be maintenance free plug in LED modules. LED modules may come in different colours for easier read ability. LED indicator lights to be easily removeable. Annunciator panel to be appropriate for use in administrative probation offices requiring security and other judiciary department applications. Stand alone mode or serial mode acceptable depending on owner's needs and requirements. Integral or remote control push buttons acceptable. Manual and software field configurable.
APS	AIRPORT SCREEN	T.B.D	Airport security screen system. Approximate overall dimensions: Varies depending on owners needs and requirements.	See sched. 3 for details.
ASH	ASHTRAY, EXTERIOR		Ashtray bin for exterior use. Approximate overall dimensions: Varies depending on owners needs and requirements.	Metal ashtray receptable for dispensing from smokers cigarettes. Sizes vary depending on owners needs and requirements. Ashtray must be designed to hold a large volume of cigarette butts for minimal maintenance. Locations to be coordinated with owner and must be located at a distances from extrances and exits per relevant LEED prerequisites. Pole shaped bin preferable for space savings attributes and sharp edges. Exterior ashtray to be highly durable and vandal resistant. Ashtray must be easy to maintain, self-extinguishing with removeable inner compartment for easy emptying of discarded cigarettes. Ashtray must be able to withstand harsh Canadian winter climates. Ashtray must include restricted upper opening to keep out rain, snow, and airflow to fight odors and extinguish butts. Exterior ashtray must include integrated cam lock with key set for security and maintenance. Exterior ashtray must be stationary and bolted to the ground.
BB	BULLETIN BOARD		Aluminum Bulletin Board. Approximate overall dimensions: Size o be adequate based on room size and owners requirements.	Wall mounted bulletin board with aluminum frame with satin anodized finish. Bulletin board to be self healing and must accept tacks. Bulletin board may be made out of a material such as cork board, fabric/cork or designer fabric by architect and coordinated and approved by owner. Bulletin board may be selected with different colour selections. Bulletin board must be constructed to comply with ASTM E84, ASTM B221 and Canadian fire testing standard CAN ULC-S102.2-10. Wall mounted hanging device to be standard z-bar hanger. Bulletin board may be encased based on owner requirements.
BC1	BABY CHANGE TABLE		Commerical baby change table. Approximate dimensions: 35-7/8"W x 20-3/8"D	Commercial baby change table. Surface mounted. Easy-to-clean high-density polyethylene. 250 lb. load capacity. Concave changing surface and safety strap. Pneumatic open-close mechanism with oversized hinge and a safety stop. Components sealed to prevent pinch points. Baby changing table may include dispenser for towels or sanitary liners, diaper bag and purse hooks.






CODE	ITEM NAME	GENERIC IMAGE/NOTES	DESCRIPTION	FEATURES AND CONSTRUCTION
BED	FIRST-AID ROOM BED		First aid room bed for use in high security accused holding area. Approximate overall dimensions: 27" (w) x 74" (l) x 31" (h)	First aid room bed for high security accused holding area. Bed material must be highly washable and durable. Construction of mattress to be bed bug resistant and fluid proof. All hardware such as bolts and screws must be tamper proof. Bed must be highly durable, vandal resistant and heavy duty. First aid exam room bed must come with accommodating medical grade exam stool. Legs of bed to be constructed out of high durable welded steel and scratch resistant powder coating finish. Bed must have a minimum 500 lb weight capacity. First aid bed must be purchased with exam stool. Refer to ES1.
BIN1	BINS, STORAGE		Bins for storage. Approximate overall dimensions: sizes to accommodate owners needs and requirements.	High durable plastic commercial storage bins for use in storage rooms and other similar maintenance rooms. Bins must have accommodating lids. Bins must be stackable.
BIN2	BIN, SHREDDING		Commercial shred bin. Approximate overall dimensions: 35" (h) x 19" (w) x 16" (d)	Shredding bin security console to ensure confidential documents are easily contained and transported. Bin to be in office environments. To be coordinated with owner. 32 gallon minimum capacity.
BK5	BOOKCASE, WOOD, DOUBLE FACED, LIBRARY		Double faced wood book case for courthouse library. Approximate overall dimensions: Sizes to accommodate owners needs and requirements. Approximate depth to be 20".	All double faced wood bookcases to be UL listed. End panels and mid panels constructed out of 1" thick ply solid core and 1/4" external edge. Adjustable shelving must include minimum 3/4" solid hardwood with minimum load bearing capacity of 45 pounds per square foot. Shelves must be long lasting with FSC rating. Wood stain colour may vary.
BR	RACK, BIKE		Bike Rack. Approximate overall dimensions: Sizes to accommodate owners needs and requirements.	Space saving bike rack. Heavy duty, long lasting and appropriate for high volume usage. Rack to include connectors for rack ganging where required. Construction out of galvanized steel tubing and welded vertical spacers. Powder coating not acceptable. Bike rack to be bolted on ground.
C13	BENCH, JUDGES BINDER CART		Mobile binder cart. Approximate overall dimensions:	Mobile binder cart with lockable castors. Castors must be silent. Cart must have the ability to hold large binders. Moveable binder spacers and shelves must be included. Minimum capacity must hold 105 inches of binder capacity. Top of cart may function as a supplementary work surface. Cart must be scratch resistant and long lasting. Constructed out of metal, powder coated, grip handle for mobility.

CODE	ITEM NAME	GENERIC IMAGE/NOTES	DESCRIPTION	FEATURES AND CONSTRUCTION
DR	RACK, DATA		Data rack. Approximate overall dimensions: Size and type to be determined based on equipment type and configuration of the room.	See sched. 3 for details
C14	MOVEABLE CABINETS, JUDGES AND CLERKS, COURTROOM	T.B.D	Moveable cabinets. Approximate overall dimensions: Sizes to accommodate owners needs and requirements.	Moveable cabinets must be coordinated with owner. Aesthetic of item must be unified with overall look of courtroom. Finish of cabinet to coordinate with millwork in courtroom. Lockable silent castors. Heavy duty and scratch resistant.
C3	CART, MOVEABLE, EXHIBIT STORAGE		Moveable exhibit storage. Approximate overall dimensions: Sizes to accommodate owners needs and requirements.	Moveable cart constructed out of metal to hold exhibit items during courtroom proceedings. Cart must have silent dual locking wheels. Anti-slip pads on shelves. Grip handle for mobility, three shelves. Cart must be high volume use that is heavy duty, stable and secure. Power strip with surge protector. Coordinate item with owner.
AV3	CCTV MONITOR(S) SYSTEM		CCTV Monitor system. Approximate overall dimensions: Coordinate sizes, system type and locations with owner.	See sched. 3 for details
CAM1	CCTV CAMERA(S)		CCTV Camera. Approximate overall dimensions: Proponent to coordinate sizes, system type and locations with owner	Number of CCTV cameras to be determined by the proponent to provide adequate coverage. See sched. 3 for details.
CAM2	ICARS CAMERA	T.B.D	ICARS Camera. Approximate overall dimensions: Proponent to coordinate sizes, system type and locations with owner	Number of ICARS cameras to be determined by the proponent to provide adequate coverage. See sched. 3 for details.






CODE	ITEM NAME	GENERIC IMAGE/NOTES	DESCRIPTION	FEATURES AND CONSTRUCTION
CCPC	COURT CREST, PC (Provincial Court)	T.B.D	Court crest. Approximate overall dimensions: Coordinate with owner	Proponent to coordinate with owner. Wall hung.
CCSC	COURT CREST, SC (Supreme Court)	T.B.D	Court crest. Approximate overall dimensions: Coordinate with owner	Proponent to coordinate with owner. Wall hung.
CLK2	CLOCK, ANALOG	T.B.D	Clock analog. Approximate overall dimensions: Coordinate with owner	Proponent to coordinate with owner. See sched. 3 for details.
CLK1	CLOCK ,MASTER	T.B.D	Synchronized master clock. Approximate overall dimensions: Coordinate with owner	Proponent to coordinate with owner. See sched. 3 for details.
CM	COFFEE MACHINE		Commercial grade coffee machine. Approximate overall dimensions: 8-3/4" (w) x 14" (d) x 16-7/8"(h)	Commercial grade coffee machine suitable for administrative office staff lounge and kitchen environments. Stainless steel construction. Independent hot water faucet, coffee pot warmers, ready to brew switching. Design must be easy to maintain and clean. Machine must be 120v, 1700w., UL listed, CSA approved and NSF listed. Coffee machine must be a highly durable, scratch resistant, and long lasting.
COMP	COMPUTER	T.B.D	Computer. Approximate overall dimensions: 19" (LCD) screen display.	Proponent to coordinate with owner. See sched. 3 for details.





CODE	ITEM NAME	GENERIC IMAGE/NOTES	DESCRIPTION	FEATURES AND CONSTRUCTION
CPR	PRINTER/COPIER, DESKTOP PERSONAL	T.B.D	Printer/copier, desk top. Approximate overall dimensions: Coordinate with owner	Proponent to coordinate with owner. Refer to schedule 3.
DARS1	CLOCK, DARS	T.B.D	Clock, DARS. Approximate overall dimensions: Coordinate with owner	Proponent to coordinate with owner. Refer to schedule 3.
DI1	DISPENSER, TOILET PAPER, SINGLE (JUDGES CHAMBERS)	T.B.D	Surface-Mounted Toilet Tissue Dispenser. Approximate dimensions: 6 3/16" W, 6 3/16" H (155 x 155mm); hood projects 4 3/4" (120mm)	Stainless steel construction with hood to protect paper. Dispenser to include spindle. High durability and vandal resistant.
DI2	DISPENSER, TOILET PAPER, MULTI-ROLL	T.B.D	Surface-Mounted Multi-Roll Toilet Tissue Dispenser. Approximate overall dimensions: Confirm with owner.	Toilet paper dispenser for use in government facility. High volume use. Stainless steel construction. Stainless steel dispensing mechanism, lock. Holds two rolls up to 5 1/4" (135mm) diameter (1800 sheets) Theft-resistant, heavy-duty spindles. High durability and vandal resistant.
DI3	DISPENSER, SOAP	T.B.D	Surface-Mounted Soap Dispenser. Approximate overall dimensions: 7" x 6-1/8" x 3-5/16"	Long lasting high quality stainless steel construction. Soap capacity to support a high volume of traffic. Touchless soap dispenser.
DI4	DISPENSER, SANITARY DISPOSAL	T.B.D	Mounted Sanitary Napkin Disposal. Approximate dimensions: 11 1/4" W, 9 1/2" H, 4" min. depth (285 x 240 x 100mm)	Stainless steel construction. Tamper proof. Self-closing door pull down for access to disposal. Minimum capacity 1.2 gal. (4.6-L) plastic receptacle. Must support a high volume of traffic.




CODE	ITEM NAME	GENERIC IMAGE/NOTES	DESCRIPTION	FEATURES AND CONSTRUCTION
DI5	DISPENSER, HAND SANITIZER		Hand sanitizer dispenser. Approximate overall size: 10" (h) x 5" (w) x 10" (d)	Wall mounted touch free automatic hand sanitizing dispenser. Manual dispenser pump not acceptable to prevent spread of infection. Minimum 1,200ml capacity. UL listed. Dispenser to be easily refillable, durable, easy to clean and long lasting. Dispenser constructed out of commercial grade high quality plastic.
DI6	DISPENSER, PAPER TOWEL		Paper towel dispenser. Approximate overall size: 15" (h) x 13" (w) x 8" (d)	High capacity automatic touchless paper towel dispenser for commercial washroom environments. Touchless automatic sensor for infection prevention control. High durability, easy to maintain and long lasting. Easily refillable. Key lock with keys for maintenance of inventory. Wall mounted, high quality durable plastic, LED refill indicator, battery operated.
DMP1	DUMPSTER, TRASH	T.B.D	Dumpster, trash. Approximate overall dimensions: Coordinate with owner	Proponent to coordinate with owner.
DMP2	DUMPSTER, CARDBOARD ONLY	T.B.D	Dumpster, cardboard Approximate overall dimensions: Coordinate with owner	Proponent to coordinate with owner.
DMP3	DUMPSTER, RECYCLING	T.B.D	Dumpster, recycling. Approximate overall dimensions: Coordinate with owner	Proponent to coordinate with owner.
DMP4	DUMPSTER, ELECTRONICS	T.B.D	Dumpster, electronics. Approximate overall dimensions: Coordinate with owner	Proponent to coordinate with owner.

CODE	ITEM NAME	GENERIC IMAGE/NOTES	DESCRIPTION	FEATURES AND CONSTRUCTION
DW1	DISHWASHER		Dishwasher. Approximate overall dimensions: 24" (w) x 24" (d) x 35" (h)	Standard undercounter dishwasher. Under the sink dishwasher unacceptable. Dishwasher must be Energy star rating. Double rack, front process indicator, rinse refill indicator, sound level db between 35-48 db. Dishwasher must have NSF, UL/ CSA listing, FTC and CEC listing certification. Dishwasher to be durable, long lasting, and appropriate for high volume usage in administrative office environments.
EPS1	EVIDENCE PRESENTATION SYSTEM	T.B.D	Evidence presentation system. Approximate overall dimensions: Coordinate with owner	Proponent to coordinate with owner. Refer to schedule 3. System to include evidence management system.
ES1	EXAM STOOL		Exam stool for accused holding first aid room. Approximate overall dimensions: 14" (w) 18.5"-25.5" (h). 4" high seat cushion.	High impact spider base, hard floor castors, height adjustable. High durable, washable vinyl fabric. Minimum weight capacity 250 pounds. Cushion must be constructed out of high density foam. Spider base must be constructed with high durable material such as high quality plastic or rust/impact proof metal.
ETC1	E-TICKET DISPENSER		E-ticket dispenser, Approximate overall dimensions:	Manual E-ticket dispenser accommodates queue system. Proponent to coordinate type of queue system with owner (i.e-electronic, digital number display system) Dispenser to be easily refillable. Dispenser mounting to be confirmed with owner.
FPR	FINGER PRINT READER		Finger printer. Approximate overall dimensions: Sizing varies. Proponent to confirm with owner.	Robust design for government, high volume use. Minimum 500 DPI required for image clarity. Device software must store fingerprint information in secure location. Processing of fingerprint images must not be stored in PC data base. Finger print reader must comply with Canadian federal requirements and standards and FIPS 201 compliance. Capacitive touch sensor, easy to use. Finger print reader must be able to be used with computer drivers supporting all Windows software. See sched. 3 for more details.
FR1	REFRIGERATOR, STANDARD FULL SIZE		Standard refrigerator. Approximate overall dimensions: 23-36" (w) x 65-69" (h) x 29-36" (d)	Standard top mount refrigerator for staff lounge/kitchen use. Freezer above refrigerator. Interior volume capacity of fridge to be between 22.5 to 31 cubic feet. Refrigerator to be stand alone and not integrated. Automatic defrost function, adjustable shelving. 36 db for lower noise level. Energy efficient rating.











CODE	ITEM NAME	GENERIC IMAGE/NOTES	DESCRIPTION	FEATURES AND CONSTRUCTION
FR2	REFRIGERATOR, UNDERCABINET		Standard undercounter refrigerator. Approximate overall dimensions: 29-3/4" (w) x 30-7/8" (d) x 29" (h)	Freestanding undercounter fridge for security guard room and other applications. Automatic defrost function. 36 db for lower noise level. Energy efficient rating.
GS	GUN ROOM STORAGE		Gun room storage. Approximate overall dimensions: sizes to accommodate owners needs and requirements.	Metal construction, scratch and dent resistant, high quality powder coat. Adjustable shelving. Secure locking, fixed, and reconfigurable. Gun spacer included. Storage to accommodate vertical and horizontal weapon applications. Moveable carriages for compact storage. Proponent to coordinate with owner.
HAD	HAND DRYER		Surface Mounted Hand Dryer. Approximate overall dimensions: 24" (h) x 12"(w) x 4"(d)	Surface mounted hand dryer must support voltage/frequency: 120-127V 50 & 60 Hz and 1400 w. Exterior shell must be constructed out of high quality commercially rated plastic with anti- microbial coating. Tamper proof hardware. Mounting plate must be galvanized steel. Dryer must have hepa filter with air cleaner at minimum bacteria removal from at at 99.9% for infection control. Touch free infrared sensor activation.
HC1	COAT HOOK		Coat hook. Approximate overall dimensions: Varies.	Single coat hook for enclosed offices in administrative areas. Constructed out of stainless steel. Coat hook must come with mounting screw. Long lasting and appropriate for commercial, government use.
HDF1	HIGH DENSITY MOBILE SHELVING SYSTEM		High density filing. Approximate overall dimensions: Custom/Varies	Rollable metal storage shelves on recessed floor track for even floor transition next to adjacent area. Metal construction. Modular and configurable for easy expansion and relocations. 1 pound of effort to roll 10,000 pounds. Tracks to be located at 6" increments to accompany load distributions. Open shelving, with posting and referencing roll out shelves. Lockable roll out shelves. Magnetic plastic laminate panels. Modular carriages to support minimum of 8,000 pounds each. Anti- tip mechanism must be included. All steel dual flanged wheels. Steel tracks to include levelling glides. 1" bumper at bottom of carriages. Posting and referencing roll out shelves.
HDS	CUSTOM HEAVY DUTY SHELVING	T.B.D	Custom heavy duty shelving. Approximate overall dimensions: Custom varies. Confirm with owner.	Proponent to confirm with owner.

CODE	ITEM NAME	GENERIC IMAGE/NOTES	DESCRIPTION	FEATURES AND CONSTRUCTION
L3	LOCKERS, SINGLE	T.B.D	Single locker. Approximate dimensions: 18"(w) x 15"(d) x 72" (H)	High durable locker for use in public facility. All constructed metal must comply to ASTM Z40-type 304 stainless steel construction with rust protection. Powder coated, mar resistant surface. Ventilated locker back. Stainless steel door pull, Filler panels, and finished end panels. Number plate and locker plinths, shelf and coat hooks. Tamper proof fasteners and pad lock loop. Factory assembled. Doors to be flush with locker frame. Spring loaded hinges. Non recessed lockers to have sloped tops.
L4	LOCKERS, 2 TIER	T.B.D	Two tier lockers. Approximate dimensions: 18"(w) x 15" (d) x 72" (H)	High durable locker for use in public facility. All sheet metal must comply to ASTM Z40-type 304 stainless steel construction with rust protection. Powder coated, mar resistant surface. Ventilated locker back. Stainless steel door pull, Filler panels, and finished end panels. Number plate and locker plinths, shelf and coat hooks. Tamper proof fasteners and pad lock loop. Factory assembled. Doors to be flush with locker frame. Spring loaded hinges. Non recessed lockers to have sloped tops. Cross member frame.
L5	LOCKERS, STORAGE		Storage locker. Approximate dimensions: 36" (w) x 72" high x 18" (d)	All sheet metal must comply to ASTM Z40-type 304 stainless steel construction with rust protection. Adjustable shelves. Keyed cylinder lock. Ventilation slots. Powder coated, mar resistant surface. Stainless steel door pull, Filler panels, and finished end panels. Number plate and locker plinths, shelf and coat hooks. Tamper proof fasteners and pad lock loop. Factory assembled. Doors to be flush with locker frame. Spring loaded hinges. Non recessed lockers to have sloped tops.
L6	LOCKERS, EXHIBIT CART STORAGE		Customized exhibit locker storage for courthouse application. Approximate overall size: Varies. Confirm requirements and storage type with owner.	Heavy duty metal construction. Minimum 18 gauge cold rolled steel. High quality powder coat. Electro mechanical locks using pin or card. Self closing doors, flush mounted door pull, onfirm design of lockers with owner. Full length piano hinges with non-removable pins
L7	LOCKERS, SECURITY		Lockers clothing, equipment and personal effects storage. Approximate overall dimensions: 24" (w) x 18" (d) x 72" (h)	All sheet metal must comply to ASTM Z40-type 304 stainless steel construction with rust protection. Adjustable shelves. Keyed cylinder lock. Ventilation slots. Powder coated, mar resistant surface. Stainless steel door pull, Filler panels, and finished end panels. Number plate and locker plinths, shelf, coat rod, coat hooks, drawered and keyed cylinder lock. Adjustable shelves, belt hook, court clip. Tamper proof fasteners and pad lock loop. Factory assembled. Doors to be flush with locker frame. Spring loaded hinges. Non recessed lockers to have sloped tops.
BST	BENCH SEATING, LOCKER ROOMS		Stationary hardwood locker room bench with metal legs. Approximate overall dimensions: Sized in proportion to number of lockers and size of room	Division 10 commercial grade equipment locker room benching. Stand alone. Benching to be purchased with lockers. High durable, vandal resistant, scratch resistant.







CODE	ITEM NAME	GENERIC IMAGE/NOTES	DESCRIPTION	FEATURES AND CONSTRUCTION
PL8	LOCKERS, PISTOL		Pistol locker. Approximate overall size: Size to suite Sheriff's equipment	Each compartment to be keyed separately. Individually keyed and master keyed. Surface wall mounted. 18 gauge cold rolled steel construction. Spot welding not accepted. All full welded construction. Tip out compartment. High quality scratch and dent resistant powder coat.
MB1	METAL STAFF MAIL BOX		Horizontal staff mail box. Approximate size of each compartment: 5" (h) x 6" (w). Confirm qty of mailbox slots with owner.	Horizontal staff stacked mailboxes. Front loading. Constructed from compressed wood for a strong foundation and stability. Constructed out of compressed wood, adjustable dividers. Durable.
MD1	METAL DETECTOR	T.B.D	Handheld metal detector. Approximate overall dimensions:	Proponent to coordinate with owner. Refer to schedule 3.
MFD1	MFD, LARGE	T.B.D	MFD large. Approximate overall dimensions: Coordinate with owner	Proponent to coordinate with owner. Refer to schedule 3.
MFD2	MFD, MEDIUM COPYING MACHINE	T.B.D	MFD, medium copying machine. Approximate overall dimensions: Coordinate with owner	Proponent to coordinate with owner. Refer to schedule 3.
MI1	MICROWAVE		Standard commercial microwave. Approximate overall dimensions: 16-30" (w) x 10-18" (h) x 12-20" (d). 0.4-2.1 capacity.	Medium duty commercial microwave suitable for staff breakroom and staff lunch rooms. Minimum 1800w-2200w for faster heating time. 208/240V . Must fit plates up to 14" diameter. Highly durable and long lasting.

CODE	ITEM NAME	GENERIC IMAGE/NOTES	DESCRIPTION	FEATURES AND CONSTRUCTION
MIC1	MICROPHONE, GOOSENECK, COUNSEL	T.B.D	Microphone, gooseneck, counsel. Approximate overall dimensions: Coordinate with owner	Proponent to coordinate with owner. Refer to schedule 3.
MIC2	MICROPHONE, LINE ARRAY, JUDGE	T.B.D	Microphone, line array. Approximate overall dimensions: Coordinate with owner	Proponent to coordinate with owner. Refer to schedule 3.
MIC3	MICROPHONE, BUTTON BOUNDARY, ACCUSED DOCKET	T.B.D	Microphone, button boundary, accused docket. Approximate overall dimensions: Coordinate with owner	Proponent to coordinate with owner. Refer to schedule 3.
MIC4	MICROPHONE, CLERK	T.B.D	Microphone, clerk. Approximate overall dimensions: Coordinate with owner	Proponent to coordinate with owner. Refer to schedule 3.
MIC5	MICROPHONE, BUTTON BOUNDARY, JURY FOREPERSON	T.B.D	Microphone, button boundary, jury. Approximate overall dimensions: Coordinate with owner	Proponent to coordinate with owner. Refer to schedule 3.
MIC6	MICROPHONE, LINE ARRAY, WITNESS	T.B.D	MIC 6 line array, witness. Approximate overall dimensions: Coordinate with owner	Proponent to coordinate with owner. Refer to schedule 3.





CODE	ITEM NAME	GENERIC IMAGE/NOTES	DESCRIPTION	FEATURES AND CONSTRUCTION
MIR1	MIRROR, FIXED POSITION TILT		Mirror, fixed position, tilt. Approximate overall dimensions: Coordinate with owner	Proponent to coordinate with owner. Refer to schedule 3.
MIR2	MIRROR, FULL LENGTH		Mirror, fixed position, tilt. Approximate overall dimensions: Coordinate with owner	Proponent to coordinate with owner. Refer to schedule 3.
MIR3	MIRROR, ABOVE COUNTER	T.B.D	Mirror, fixed position, tilt. Approximate overall dimensions: Coordinate with owner	Proponent to coordinate with owner. Refer to schedule 3.
MSP	MOBILE SIGNATURE PAD		Mobile signature pad. Approximate overall dimensions: 12"H (w) x 8.5" (h) x 1/2" (d)	Mobile electronic signature pad. Backlit LCD screen. Appropriate for Government use. USB plug in. Easy to maintain. Durable, high quality. Biometric and forensic capture.
MSS1	METAL STORAGE SHELVING		Minimum dimensions: 48" (w) x 24" (d) x 72" (h)	Heavy duty galvanized steel shelving unit. Adjustable shelves on 1-1/2" increments (boltless assembly). Minimum 14 gauge steel posts and 16 gauge steel shelves. Tough, powder coat finish.
PAM	PAMPHLET HOLDER		Printer cart. Approximate dimensions: 22.5" (h) x 21" (d)	Wall mounted with appropriate compartment size appropriate to hold letter size paper. Minimum 6 compartments required. Compartments constructed out of high quality clear, break resistant impact plastic.




CODE	ITEM NAME	GENERIC IMAGE/NOTES	DESCRIPTION	FEATURES AND CONSTRUCTION
PC1	PRINTER CART		Printer cart. Approximate dimensions: 31"H x 24"D x 24"W, Shelves - 20"D x 24"W	Mobile printer cart with hard floor lockable castors- two locking and two non-locking. Metal construction. Integrated doors and door pulls. Wire management entry and exit points. Grip handle for maneuver cart. Dent and scratch resistant. Long lasting.
PH2	POLYCOM CONFERENCE PHONE	T.B.D	Polycom conference phone Approximate overall dimensions: Coordinate with owner	Proponent to coordinate with owner. Refer to schedule 3.
RW1	RECEPTACLE, WASTE	T.B.D	Waste Receptacle. Approximate overall dimensions: Varies Confirm with owner.	Size, type, and materiality to be based on location and coordination with facilities maintenance/ owner.
RW2	RECEPTACLE, RECYCLING		Recycling receptacle. Approximate overall dimensions: Varies depending on usage. 10-38 gallon.	Size, type, and materiality to be based on location and coordination with facilities maintenance/ owner.
RW3	RECEPTACLE, WASTE, INSET	T.B.D	Recycling receptacle. Approximate overall dimensions: Varies. Confirm with owner.	Size, type, and materiality to be based on location and coordination with facilities maintenance/ owner.
SB1	UNLOADING BARRELS, LARGE		Unloading barrel. Approximate overall dimension:	Unloading gun barrel for safe unloading of service weapons. Barrel must be constructed out ballistic material. Must have wide open cone to prevent ejected rounds from falling on the floor. Wide cone must be constructed out of woven ballistic fiber. NIJ Standard 0101.06 Level III compliant. Barrell material must safely contain accidental bullet discharge. Barrel to be wall mounted. Wall mount support must be heavy duty, and extremely durable and long lasting.


CODE	ITEM NAME	GENERIC IMAGE/NOTES	DESCRIPTION	FEATURES AND CONSTRUCTION
SE1	ITAU SAFE	T.B.D	ITAU Safe. Approximate overall dimensions: Coordinate with owner	Proponent to coordinate with owner. Must be UL listed.
SE10	BURLAR SAFE		Burglar safe. Approximate overall dimensions: Confirm capacity with owner.	Touch screen lock on safe door with built in alarm. Paralysis function with wrong code entry. 1 hour fire rating. Must be UL listed.
SE2	INSPECTOR OFFICE SAFE		Burglar safe with digital lock. Approximate overall dimensions: Confirm capacity with owner.	Programmable electronic lock with override key. Live locking bolts, concealed hinges. Solid steel construction, pry-resistant doors. Must be UL listed.
SE3	STAFF SARGEANT COURTS SAFE	T.B.D	Staff sargeant court safe. Approximate overall dimensions: Coordinate capacity with owner	Proponent to coordinate with owner. Must be UL listed.
SE4	AMMUNITION SAFE-ARMORY ROOM		Gun safes in black Approximate overall outside dimensions: 59" (h) x 30" (w) x 24" (d). Weighs 615 lbs. Steel thickness: 1/8" (body) and 1/4" (door)	Brass plated tri-spoke handle. Fire activated expendable door seal for fire proof guns safes. Brass plated spyproof ring and dial. Moving lock bolts, composite door and body. Pre-drilled anchoring to floor. Heavy duty powder coating. Upholstered adjustable interior. 7 active bolts. digital two user combination locks. Must be UL listed.
SE5	DROP SAFE-EFFECTS STORAGE ROOM		Money/cash drop safe with digital two user combination locks- Approximate overall dimensions: Coordinate capacity with owner	Combination lock drop safe. Constructed with solid steel to resist hand and mechanical tool attacks. Must be UL listed.

CODE	ITEM NAME	GENERIC IMAGE/NOTES	DESCRIPTION	FEATURES AND CONSTRUCTION
SE7	HEAVY DUTY SHELVING-SECURITY EQUIPMENT STORAGE ROOM		Heavy duty security enforcement metal shelving. Approximate overall dimensions: Custom, varies. Proponent to confirm with owner	Heavy duty steel shelving unit. Long lasting, dent and scratch resistant. Tough, powder coat finish. Vertical and horizontal seismic bracing. Proponent to confirm with owner
SE8	HEAVY DUTY SHELVING-TACTICAL EQUIPMENT STORAGE ROOM		Heavy duty security enforcement tactical storage. Approximate overall dimensions: Varies. Proponent to confirm with owner	Tactical readiness locker storage. Construction out of 18 gauge steel. High durable scratch resistant powder coat. Dent resistant. Ventilation mesh. Adjustable shelving. Internal notches for security belts and integral garmet hanger. Tactical lockers to include separate benching. Electrical integration for powering of equipment (i.e- flashlights, chargers, laptops) 3 hook assembly on interior of door.
SE9	SAFE-COURT ADMINISTRATION, CASHIER AREA		Court administration drop safe for cash storage. Approximate overall dimensions: Confirm capacity with owner.	Drop safe for court administration cashier area. Floor safe. Solid steel door, full body welded. Sledgehammer and pry bar resistant. Live locking bolts. Touch screen key pad and lever. Must be UL listed.
SHR1	SHOWER ROD AND CURTAIN		Shower Curtain Rod. Approximate overall dimensions: 1" diamter, length varies.	Commercial rated shower rod. Extra heavy duty and long lasting. Shower rod to accommodate shower in a commercial setting. 18 guage stainless steel construction, die formed in one pieces, and flanges. Countersunk hardware. Rust resistant, with extra secure mounting. Tamper proof and anti-ligature specification for accused areas.
SP	SHARPS CONTAINER		Sharps container. Approximate overall dimensions: 5-10 gallon capacity. Confirm size with owner.	High quality heavy duty plastic sharps container for use in accused holding area first aid room. Container to be used for disposal of needles and infectious waste. Container must comply to Canadian Standard Z316.6-07 for Evaluation of Single-Use and Reusable Medical Sharps Containers for Biohazardous and Cytotoxic Waste
SSF	SMALL SAFE -JP OFFICES COURT ADMINISTRATION		Combination Lock Safe. Approximate overall dimensions: Confirm capacity with owner.	Heavy duty full weld solid steel construction. Combination floor safe. Impact resistant, 1 hour fire rating. UL listed. Electronic punch only. No dials accepted. Non-volatile memory. Memory board inside safe.



CODE	ITEM NAME	GENERIC IMAGE/NOTES	DESCRIPTION	FEATURES AND CONSTRUCTION
SST1	SHELVING ON STANDARDS		<p>Heavy duty metal shelving on standards. Approximate overall dimensions: Varying lengths to be confirmed. 10-13" (d)</p>	<p>Heavy duty metal wall system shelving on vertical wall mount standards. 1/2" incremental notches for adjustable shelving. Metal brackets. Shelves constructed out of dense wood.</p>
STA	LISTENING STATION AUDIO EQUIPMENT SUITE	T.B.D	<p>Listening station audio equipment suite. Approximate overall dimensions: Conirm with owner.</p>	<p>Refer to schedule 3 for details.</p>
STOR	EXHIBIT STORAGE LOCKER		<p>Exhibit storage locker. Approximate overall dimensions: Custom. Confirm sizing and use with owner.</p>	<p>Exhibit storage locker. 18 gauge metal construction. High quality powder coat, long lasting and durable. Remote monitoring, activity report generation with Windows based software for remote monitoring. Keyless touch pad. Refrigerator insert, mail and video slots.</p>
TB	TACK BOARD		<p>Tack board. Approximate dimensions: Coordinate 36" (w) x 24"(H) x .5"(d)</p>	<p>Aluminum frame, tackable self healing surface.</p>
TP	TOILET PARTITIONS	T.B.D	<p>Toilet Partitions . Approximate overall dimensions: Confirm with owner.</p>	<p>Panel heights to discourage or viewing across stalls. Panels mounted to encourage security sight lines and clean ability around stalls. Above the finished floor. No sight line gaps around doors. Continuous channels to eliminate all gaps around doors. Ceiling mounted. Scratch, dent and impact resistant.Anti- graffiti finishes. Powder coated toilet partitions are not acceptable.</p>
TV	TV, FLAT SCREEN		<p>LED TV . Approximate overall dimensions: Proponent to confirm with owner.</p>	<p>LED TV, Wireless Connectivity, HDMI inputs, VGA input, USB inputs, ENERGY STAR®</p>

CODE	ITEM NAME	GENERIC IMAGE/NOTES	DESCRIPTION	FEATURES AND CONSTRUCTION
TV1	TV, FLAT SCREEN, COURTROOM LIST	T.B.D	LED TV . Approximate overall dimensions: Proponent to confirm with owner.	DIGITAL COURTROOM LIST MONITOR (SECURE), LED TV, Wireless Connectivity, HDMI inputs, USB inputs, ENERGY STAR®
TV2	TV, FLAT SCREEN, VIDEO CONFERENCING		LED TV . Approximate overall dimensions: Proponent to confirm with owner.	LED TV, Wireless Connectivity, HDMI inputs, VGA input, USB inputs, ENERGY STAR®
VC1	VIDEO CONFERENCING SYSTEM	T.B.D	Video conferencing system.Approximate overall dimensions: Proponent to coordinate with owner.	Proponent to coordinate with owner. Refer to schedule 3.
VC2	VIDEO CONFERENCING SYSTEM - COURTROOMS	T.B.D	Video conferencing system.Approximate overall dimensions: Coordinate with owner	Proponent to coordinate with owner. Refer to schedule 3.
TV3	TV, FLAT SCREEN, EPS		LED TV . Approximate overall dimensions: Proponent to confirm with owner.	LED TV, Wireless Connectivity, HDMI inputs, VGA input, USB inputs, ENERGY STAR®
AID	FIRST AID KIT		Commerical grade BC regulated first aid kit. Approximate overal dimensions: 15"(w) x 10.5"(h) x 5"(d)	Canadian, British Columbia regulated commercial grade refillable first aid kit. First aid kit to exceed minimum BC regulations requirements for immediate first aid care with sufficient supply at hand. Canadian safety refills must be regulated to decrease liability in the event a person on site is injured has sufficient supply. First aid kid must comply to Work Safe BC, guideline Part 3. Kit must comply to section 3.16.

CODE	ITEM NAME	GENERIC IMAGE/NOTES	DESCRIPTION	FEATURES AND CONSTRUCTION
VAULT	EXHIBIT VAULT, COURT ADMINISTRATION		Combination Lock Safe. Approximate overall dimensions: Confirm capacity with owner. 60" (h) x 24"(d) x 24" (w)	Heavy duty full weld solid steel construction. Combination floor safe. Impact resistant, 1 hour fire rating. UL listed. Electronic punch only. No dials accepted. Non-volatile memory. Memory board inside safe.
VM1	VENDING MACHINE		Commercial grade vending machine. Approximate overall dimensions: 72" (h) x 41" (w) x 38" (d)	Food vending commercial rated vending machine. Machine to accept food and drink. Energy efficient, LED lighting, Low E triple pane glass front and insulation. Constructed out of high quality metal, scratch, dent and vandal resistant. Adjustable snack trays. Lighted key pad.
WB	WHITEBOARD, MAGNETIC		Magnetic whiteboard. Approximate overall dimensions: 24" (h) x 36" (w) x .5" (d)	Magnetic whiteboard. aluminum frame, dry erase board, accepts magnets, resists scratching, low-gloss writing surface, aluminum bottom tray.
WC1	WHEELCHAIR, COURTROOM		Transport wheelchair. Approximate overall dimensions: 21" (w) x 27" (d) x 39" (h)	High durable, manual, easy to fold transport wheelchair for public use. Steel construction. Strong and durable frame. Compact and light weight. Leg and arm rests. High durable seat material. Flame retardant and bacteria resistant seat material. Carry straps on seat. Easily cleanable and wipe able. Low maintenance design.
WR1	RECEPTACLE, WASTE AND RECYCLING UNIT, INSET AND TAMPER PROOF		Commercial grade waste receptacle. Approximate overall dimensions: Varies Confirm with owner. 35 gallon capacity.	Commercial grade waste receptacle. Constructed out of high grade solid metal. Opening of receptacle must have a lid from rainfall protection.
XR1	X-RAY MACHINE	T.B.D	X-Ray Machine. Approximate overall dimensions: Confirm with owner.	Refer to schedule 3 for details.

CODE	ITEM NAME	GENERIC IMAGE/NOTES	DESCRIPTION	FEATURES AND CONSTRUCTION
WA1	WASHROOM ACCESSORIES, JUDGES CHAMBERS	T.B.D	Judges chambers washroom accessories. Approximate overall dimensions: Accessory sizing to suite single use washroom. Aesthetic to be confirmed by owner.	Higher end commercial grade washroom accessories suite to include grab bars, soap dispenser, toilet tissue dispenser, paper towel dispenser. Aesthetic must to complement higher end Judge's chamber single person washroom. Grab bars specific to barrier-free applications only. Toilet tissue dispenser to be single roll, touchless sensor soap dispenser. Paper towel dispenser to be touchless sensor. All judges chamber washroom accessories must be higher grade, highly durable and long lasting.
WA2	WASHROOM ACCESSORIES, FEMALE	T.B.D	Female washroom accessory suite. Approximate overall dimensions: Confirm with owner.	Commercial grade washroom accessories suite to include, grab bars (where applicable), soap dispenser, toilet tissue dispenser, female sanitary dispenser. Accessories must be commercial grade, high durable and vandal resistant. Toilet tissue dispenser to be multiple roll, touchless sensor soap dispenser. Coordinate with facilities maintenance/owner. <b>For accused holding</b> washroom areas, all washrooms must be tamper proof, anti-ligature.
WA3	WASHROOM ACCESSORIES, MALE	T.B.D	Male washroom accessory suite. Approximate overall dimensions: Confirm with owner.	Commercial grade washroom accessories suite to include, grab bars (where applicable), soap dispenser, toilet tissue dispenser. Accessories must be commercial grade, high durable and vandal resistant. Toilet tissue dispenser to be multiple roll, touchless sensor soap dispenser. Coordinate with facilities maintenance/owner. <b>For accused holding</b> washroom areas, all washrooms must be tamper proof, anti-ligature.
WA4	WASHROOM ACCESSORIES, UNIVERSAL TOILET	T.B.D	Barrier-free washroom accessory suite. Approximate overall dimensions: Confirm with owner.	Commercial grade washroom accessories suite to include, grab bars, soap dispenser, toilet tissue dispenser. Accessories must be commercial grade, high durable and vandal resistant. Toilet tissue dispenser to be multiple roll, touchless sensor soap dispenser. Coordinate with facilities maintenance/owner. <b>For accused holding</b> washroom areas, all washrooms must be tamper proof, anti-ligature.